

DAIMLER

Q1 2008 Interim Report



Contents

3	Key figures
4	Management Report
10	Mercedes-Benz Cars
11	Daimler Trucks
12	Daimler Financial Services
13	Vans, Buses, Other
14	Consolidated Financial Statements
18	Notes to Consolidated Financial Statements
23	Financial Calendar

Cover photo:

Deliveries to customers of the new Setra TopClass 400 travel coach started at the beginning of 2008, and the new model is even more attractive than its predecessor. A comprehensive upgrade of the travel coach led to a large number of technical innovations and visual improvements so that the latest model offers additional advantages in terms of comfort, quality and above all safety. For example, the integrated absorber structure and the movable driver's workplace are elements of the new, improved crash protection entitled Front Collision Guard. The vehicle's many exterior and interior technical enhancements include an improved driver's workplace, the application of Power-Shift – the new automated manual transmission, and additional optimizations in the rear and front of the coach.

Q1

Key figures

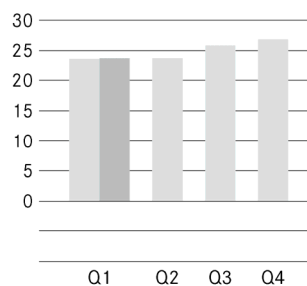
Amounts in millions of €	Q1 2008	Q1 2007	Change in %
Revenue	23,455	23,370	+0 ¹
Western Europe	11,449	11,212	+2
thereof Germany	5,249	5,081	+3
United States	4,615	5,502	-16
Other markets	7,391	6,656	+11
Employees (March 31)	273,902	270,986	+1
Research and development expenditure	1,065	869	+23
thereof capitalized development costs	283	130	+118
Investment in property, plant and equipment	823	843	-2
Cash provided by operating activities	1,961	3,881 ²	-49
EBIT	1,976	3,292	-40
Net profit	1,332	1,972	-32
Net profit from continuing operations	1,335	2,715	-51
Earnings per share (in €)	1.29	1.89	-32
Earnings per share, continuing operations (in €)	1.29	2.61	-51

1 Adjusted for the effects of currency translation and changes in the consolidated Group, increase in revenue of 4%

2 Including discontinued operations

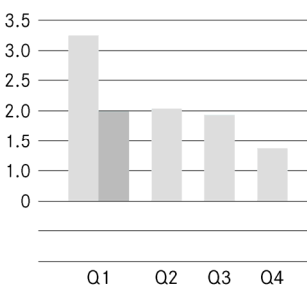
Revenue

in billions of €



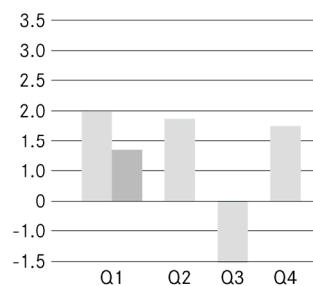
EBIT

in billions of €



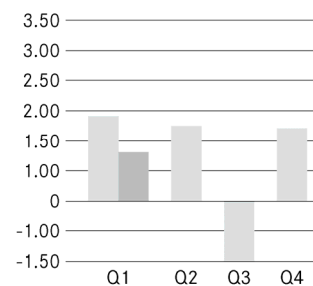
Net profit (loss)

in billions of €



Earnings (loss) per share

in €



■ 2007
■ 2008

Management Report

Group EBIT of €1,976 million (Q1 2007: €3,292 million)

Net profit of €1,332 million (Q1 2007: €1,972 million)

Earnings per share of €1.29 (Q1 2007: €1.89)

Revenue of €23.5 billion at prior year's level

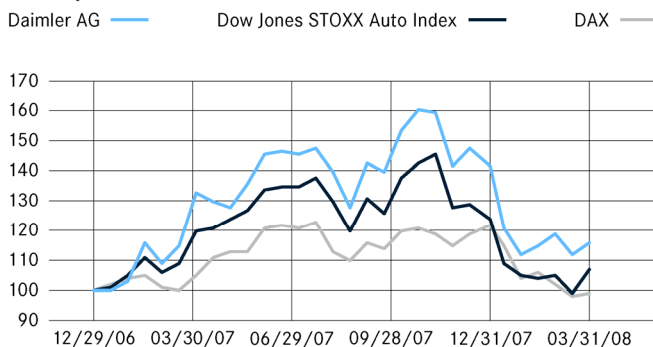
Full-year EBIT from ongoing operations (excluding Chrysler) expected to be well above 2007; earnings forecasts confirmed for the divisions

Business developments

World economy negatively affected by US subprime crisis

Despite the turbulence of the financial markets, the **world economy** expanded at a relatively robust rate overall in the first quarter. But due to the significant weakening of the US economy, rising inflation rates and further increases in raw-material prices, global growth was significantly slower than in the prior-year period. Indications of recession in the United States are increasing. But the strong growth rates of 2007 failed to continue also in Japan and Western Europe. Within Western Europe, the German economy was one of the most resistant, although growth was not as strong as in the first quarter of last year. The emerging markets continued their dynamic development, especially the booming Asian economies. An additional positive factor was that the economies of Eastern Europe and the raw-material exporting countries continued to grow.

Share price index



The slowdown of global growth had an impact also on **motor-vehicle markets**. In the first quarter of 2008, worldwide demand for vehicles increased only slightly compared with the first quarter of the prior year. Demand for cars dropped sharply, especially in the United States. Although the German market expanded, the total number of cars sold in Western Europe in the first quarter was slightly lower than in 2007. On the other hand, the Japanese market was slightly larger than in Q1 2007. The drivers of growth in demand for cars were once again the emerging markets of Asia, especially China and India, and Eastern Europe. Demand for trucks in the United States was significantly lower than in the first quarter of 2007. However, the European market for commercial vehicles expanded slightly compared with the prior-year period. Commercial-vehicle markets continued their rapid expansion in the growth regions of Asia and in Eastern Europe.

Unit sales up by 9% in Q1 2008

In the first quarter of 2008, Daimler sold 503,800 cars and commercial vehicles worldwide, thus surpassing the figure for the prior-year period by 9%.

The Mercedes-Benz Cars division increased its overall unit sales significantly in the first quarter by 17% to 318,300 vehicles, as a result of higher unit sales by the brands Mercedes-Benz (+10%) and smart (+189%). On the other hand, due to weak demand in the United States, as expected Daimler Trucks' sales of 107,700 vehicles were lower than the high level of Q1 2007 (-10%). Mercedes-Benz Vans increased its unit sales by 11% to 68,600 vehicles in the first quarter, primarily due to strong demand for the Sprinter. Daimler Buses also exceeded its unit sales for the prior-year quarter by 11%, selling 9,200 buses and chassis. At Daimler Financial Services, contract volume amounted to €58.3 billion at the end of the first quarter (Q1 2007: €57.1 billion).

Daimler's revenue increased slightly from €23.4 billion to €23.5 billion in the first quarter of 2008. Adjusted for exchange-rate effects and changes in the consolidated group, revenue growth amounted to 4%.

Profitability

Segment profit (EBIT)

Amounts in millions of €	Q1 2008	Q1 2007	Change in %
Mercedes-Benz Cars	1,152	792	+45
Daimler Trucks	403	528	-24
Daimler Financial Services	168	214	-21
Vans, Buses, Other	371	1,872	-80
Reconciliation	(118)	(114)	+4
Daimler Group	1,976	3,292	-40

Daimler achieved EBIT of €1,976 million in the first quarter (Q1 2007: €3,292 million).

Earnings decreased primarily because EBIT in the first quarter of 2007 included a special gain of €1,563 million related to the transfer of EADS shares. In the first quarter of 2008, special gains were realized in connection with the sale of the real-estate properties at Potsdamer Platz (€449 million) and in connection with the transfer of EADS shares (€102 million). There were opposing effects from expenses of €491 million related to Chrysler.

The Mercedes-Benz Cars division improved its EBIT and thus compensated for the lower earnings recorded by Daimler Trucks and Daimler Financial Services.

The special items shown in the following table affected EBIT in the first quarters of 2008 and 2007:

Special items affecting EBIT

Amounts in millions of €	Q1 2008	Q1 2007
Mercedes-Benz Cars		
Financial support for suppliers	-	(82)
Vans, Buses, Other		
Sale of real estate (Potsdamer Platz)	449	-
Gains related to the transfer of shares in EADS	102	1,563
Restructuring program at Chrysler	(94)	-
Impairment of rights due to reduced residual values of Chrysler vehicles	(151)	-
Restructuring program at EADS	-	(114)
Reconciliation		
New management model	(45)	(51)

The **Mercedes-Benz Cars** division increased its first-quarter EBIT by 45% to €1,152 million and achieved a return on sales of 9.2% (Q1 2007: 6.6%).

The significant increase in earnings was mainly a result of the good development of unit sales for both the Mercedes-Benz and smart brands. Unit sales of the C-Class and the smart fortwo were particularly positive. Further efficiency advances also contributed to the EBIT improvement. Exchange-rate effects and increased raw-material prices had a negative impact on EBIT in the first quarter of 2008.

The **Daimler Trucks** division posted EBIT of €403 million (Q1 2007: €528 million); its return on sales was 6.4% compared with 7.2% in the prior-year quarter.

The decrease in earnings is primarily due to the tense economic situation in the United States and the weaker demand caused by the introduction of the EPA 07 exhaust-emission standards in the US in 2007. Earnings were also reduced in Europe due to a production loss caused by a supplier's lack of capacity, but this production loss is to be offset during the rest of the year. Earnings were positively affected, however, by the ongoing positive sales trend in Latin America and in some of our important Asian markets. There were additional positive effects from efficiency improvements and improved product positioning.

EBIT of €168 million reported by **Daimler Financial Services** for the first quarter of 2008 was lower than the result for the prior-year period (Q1 2007: €214 million).

The decrease in earnings was mainly due to expenses incurred for the setup of a new financial services organization in the NAFTA region following the transfer of a majority interest in Chrysler. Increased risk costs also had a negative impact, but remained below the long-term average. There was a positive impact on earnings, however, from the increased contract volume.

EBIT of the **Vans, Buses, Other** segment amounted to €371 million (Q1 2007: €1,872 million). The decrease in earnings was primarily caused by the lower special gain of €102 million (Q1 2007: €1,563 million) related to the transfer of EADS shares. The sale of the real-estate properties at Potsdamer Platz resulted in a special gain of €449 million in the first quarter of 2008.

The **Mercedes-Benz Vans** and **Daimler Buses** units profited from the continued positive development of unit sales and both achieved higher earnings.

Daimler's share of the earnings of EADS amounted to €22 million (Q1 2007: €165 million). Our 19.9% interest in Chrysler, which is accounted for using the equity method, reduced EBIT by €340 million in the first-quarter of 2008; this result includes expenses of €94 million resulting from the restructuring measures at Chrysler. As the Group generally applies the equity method of accounting for its interests in EADS and Chrysler with a three-month time lag, these figures mainly reflect the developments in the fourth quarter of 2007. These results are by no means indicative for the results to be reported by Chrysler Holding LLC due to substantial valuation differences between US GAAP used by Chrysler and IFRS accounting used by Daimler.

In connection with the transfer of a majority interest in Chrysler, the Group retained rights contingent upon the development of economic circumstances, in particular the development of residual values of Chrysler vehicles. At the time of the Chrysler transaction, these rights were measured and recognized as an asset in an amount of €185 million. In light of falling residual values of Chrysler vehicles, Daimler had to impair this asset by €151 million in the first quarter of 2008. Neither the equity result of Chrysler nor the impairment of the asset is cash effective.

The **reconciliation** to Group EBIT includes corporate expenses of €119 million (Q1 2007: €109 million) and eliminations of internal transactions (Q1 2008: gain of €1 million; Q1 2007: expense of €5 million).

Net interest income for the first quarter amounted to €33 million (Q1 2007: €134 million). The decrease is primarily due to the fact that the financing liabilities that were originally incurred to refinance the Chrysler business were not yet fully repaid while the Group's liquid funds resulting from the repayment of Chrysler's former internal financing liabilities were reinvested at relatively lower interest rates.

The **income-tax expense** of €674 million was similar to the prior-year level (Q1 2007: €711 million). The relatively low income-tax expense in the prior-year period was mainly the result of the tax-free gains related to the transfer of EADS shares.

Net profit from continuing operations amounted to €1,335 million (Q1 2007: €2,715 million), and was below the prior-year result primarily due to the lower special gains related to the transfer of EADS shares. Earnings per share from continuing operations were €1.29 (Q1 2007: €2.61).

Net loss from discontinued operations of €3 million (Q1 2007: €743 million) reflects, for the current reporting period, adjustments of the result from the Chrysler deconsolidation. The net loss for the prior-year period includes the operating result, the interest expense and the income-tax expense of the Chrysler activities.

Net profit amounted to €1,332 million (Q1 2007: €1,972 million), equivalent to earnings per share of €1.29 (Q1 2007: €1.89).

Cash flows

The presentation of cash flows is unchanged from the prior-year period and in the year 2007 also includes the cash flows of the discontinued Chrysler operations.

Cash provided by operating activities in the first quarter of 2008 amounted to €2.0 billion (Q1 2007: €3.9 billion). The prior-year figure included a cash inflow from the discontinued operations of €1.4 billion. Excluding the effects of the discontinued operations, compared with the prior-year quarter, cash provided by operating activities decreased by €0.5 billion. This decrease is primarily due to a stronger increase in inventories than in Q1 2007, related to normal changes in production volumes during the year at Mercedes-Benz Cars. Further, the development of inventories at Daimler Trucks in the prior-year period was positively impacted by the introduction of the EPA 07 exhaust-emission standards in the US in 2007. Additional factors reducing cash provided by operating activities were higher tax payments and increased research and development costs. Positive effects compared with the prior-year period resulted in particular from a stronger increase in trade payables and lower payments for staff-reduction actions at Mercedes-Benz Cars.

The **cash flows from investing activities** in the first quarter of 2008 resulted in a net cash outflow of €0.4 billion, compared with a net cash inflow of €2.0 billion in Q1 2007. The cash inflows in the prior-year period included €0.6 billion related to the discontinued activities and €3.5 billion related to the transfer of EADS shares. In the first quarter of this year, there was a cash inflow of €1.3 billion from the sale of the real-estate properties at Potsdamer Platz. Whereas investment in property, plant and equipment for the continuing operations remained nearly constant at €0.8 billion, investment in intangible assets resulted in a higher cash outflow for capitalized development expenses, in particular related to the new E-Class and engine projects. Without taking into consideration the discontinued activities, the financial services business resulted in a lower cash outflow for investing activities than in the prior-year period.

Cash used for financing activities amounted to €6.3 billion (Q1 2007: €5.1 billion). This was primarily related to the ongoing optimization of the capital structure following the separation from the Chrysler activities in the previous year. During the reporting period, therefore, further financing liabilities were repaid and the share buyback program was continued (€2.7 billion).

Cash and cash equivalents with an original maturity of three months or less were €5.4 billion lower than at December 31, 2007, after taking currency-translation effects into consideration. Total liquidity, which also includes deposits and marketable securities with an original maturity of more than three months, was reduced as planned by €5.3 billion to €11.7 billion, mainly as a result of the share buyback. Total liquidity will continue to decrease in the year 2008 due to additional actions, in particular the reduction of the existing financing liabilities.

The **free cash flow of the industrial business**, the parameter used by Daimler to measure financial strength, was positive but decreased significantly by €1.9 billion to €1.0 billion.

The reduction in the free cash flow was primarily due to the fact that the cash inflow last year from the transfer of EADS shares (€3.5 billion) was higher than the cash inflow this year from the sale of the real-estate properties at Potsdamer Platz (€1.3 billion). An additional factor was that the development of inventories led to higher cash outflows. However, there were positive effects on the free cash flow in particular from the discontinued activities, which had negatively impacted the free cash flow in 2007. The development of unit sales and earnings at Mercedes-Benz Vans also had positive effects.

Free cash flow of the industrial business

Amounts in millions of €	Q1 2008	Q1 2007	08/07 Change
Cash provided by operating activities	812	1,572	(760)
Cash provided by (used for) investing activities	307	772	(465)
Changes in cash (> 3 months) and marketable securities included in liquidity	(85)	549	(634)
Free cash flow of the industrial business	1,034	2,893	(1,859)

The net liquidity of the industrial business decreased by €1.3 billion to €11.7 billion.

Net liquidity of the industrial business

Amounts in millions of €	Mar. 31, 2008	Dec. 31, 2007	08/07 Change
Cash and cash equivalents	9,415	14,894	(5,479)
Marketable securities and term deposits	1,386	1,276	110
Liquidity	10,801	16,170	(5,369)
Financing liabilities	(1,896)	(5,019)	3,123
Market valuation and currency hedges for financing liabilities	2,751	1,761	990
Net liquidity	11,656	12,912	(1,256)

The reduction is mainly a result of the share buyback. However, there was an opposing effect increasing the net liquidity of the industrial business from the positive free cash flow.

Net debt at Group level, which is primarily related to the financing of the leasing and sales-financing business, remained nearly unchanged. The effects from the industrial business were offset mainly by the development of exchange rates and the positive free cash flow in the financial services business.

Net debt of the Daimler Group

Amounts in millions of €	Mar. 31, 2008	Dec. 31, 2007	08/07 Change
Cash and cash equivalents	10,228	15,631	(5,403)
Marketable securities and term deposits	1,490	1,424	66
Liquidity	11,718	17,055	(5,337)
Financing liabilities	(50,937)	(54,967)	4,030
Market valuation and currency hedges for financing liabilities	2,751	1,761	990
Net liquidity	(36,468)	(36,151)	(317)

Balance sheet structure

Compared with December 31, 2007, the **balance sheet total** decreased by €6.1 billion to €129.0 billion. This development was primarily due to the exchange-rate effects (€3.4 billion), but also to the repayment of financing liabilities. €6.1.2 billion of the balance sheet total is accounted for by the financial services business (December 31, 2007: €62.0 billion), equivalent to 47% of all of the Daimler Group's assets and liabilities (December 31, 2007: 46%).

As capital expenditure exceeded depreciation, **property, plant and equipment** increased slightly to €14.7 billion, despite negative exchange-rate effects.

Equipment on operating leases and receivables from financial services decreased slightly to €58.1 billion (December 31, 2007: €58.9 billion); adjusted for the effects of currency translation, there was an increase of 3%. These items' share of the balance sheet total amounted to 45% at the end of the quarter (December 31, 2007: 44%).

Investments accounted for using the equity method primarily comprise the carrying values of our equity interests in EADS and Chrysler. The decrease from €5.0 billion to €4.5 billion was mainly related to the Group's proportionate share of the loss reported by Chrysler.

Inventories increased by €1.1 billion to €15.2 billion (+8%) and accounted for 12% of the balance sheet total. Adjusted for the effects of currency translation, inventories increased by 11%; the increase was mainly due to changes in production volumes during the year, which usually lead to higher inventories during the first quarter. In this context, trade receivables also increased by 8% to €6.9 billion and trade payables rose by 12% to €7.8 billion.

Other financial assets of €9.5 billion were at the same level as at the end of 2007. The increase in derivative financial instruments due to the development of exchange rates was offset by a lower volume of loans and credits granted.

Cash and cash equivalents decreased by €5.4 billion compared with December 31, 2007. This change reflects not only the cash outflow from the share buyback program, which was continued in the first quarter (€2.7 billion), but also exchange-rate effects and the discharge of financial liabilities.

With the conclusion of the sale of land and buildings at **Potsdamer Platz** in Berlin on February 1, 2008, the “assets held for sale” of €0.9 billion that were separately reported at the end of 2007 were derecognized. From this transaction, the Group received a cash inflow of €1.3 billion in the first quarter of 2008.

Provisions, which mainly comprise warranty, personnel and pension obligations, amounted to 15% of the balance sheet total. Due in particular to exchange-rate effects and the partial payment of the employee profit-sharing bonus, provisions decreased by €0.5 billion to €19.1 billion.

Financing liabilities decreased by €4.0 billion, primarily as a result of redeeming bonds as well as due to exchange-rate effects, whereas liabilities connected with the deposits from the direct banking business of the Mercedes-Benz Bank increased by €0.7 billion compared with the beginning of the year. Financing liabilities account for 39% of the balance sheet total.

Other financing liabilities decreased by €1.5 billion (-15%) to €8.6 billion. This change reflects lower accrued interest and liabilities from derivative financial instruments as well as falling liabilities related to the new management model.

The Group's equity decreased by €1.6 billion compared with December 31, 2007. The net profit of €1.3 billion partially offset the share buyback program and exchange-rate effects. The **equity ratio**, adjusted for the dividend payout for the year 2007 (€1.9 billion), was at the prior-year level of 26.9% at March 31, 2008. The equity ratio for the industrial business was 44.9% (December 31, 2007: 43.5%).

Workforce

At the end of the first quarter of 2008, 273,902 people were employed by Daimler worldwide (Q1 2007: 270,986). Of this total, 166,661 were employed in Germany and 24,108 were employed in the United States (end of Q1 2007: 165,753 and 25,114 respectively).

Changes in the Supervisory Board

On April 9, 2008, the Annual Meeting of Daimler AG elected Ms. Sari Baldauf and Dr. Jürgen Hambrecht as members of the Supervisory Board to succeed Mr. Earl G. Graves and Mr. Peter A. Magowan, who stepped down at the end of 2007. Following their court appointment in February 2008, Ms. Baldauf and Dr. Hambrecht have thus now also been appointed by the shareholders as members of the Supervisory Board for the period until the Annual Meeting in 2013.

Taking effect at the end of this year's Annual Meeting, Mr. Jörg Hofmann and Mr. Ansgar Osseforth are also new members of the Supervisory Board. They were elected as Supervisory Board members representing the employees by the employees' voting delegates on March 12, 2008. They succeed Mr. Wolf Jürgen Röder and Mr. Gerd Rheude and are also appointed until the Annual Meeting in 2013.

Completion of share buyback program

In exercise of the authorization granted by the Annual Meeting on April 4, 2007, the Board of Management and the Supervisory Board decided on a share buyback program on August 29, 2007.

By March 28, 2008, a total of 99,768,314 shares representing €267 million of the share capital had been bought back. This is equivalent to nearly 10% of the share capital at the time when the program was approved by the Annual Meeting. A total amount of €6.2 billion was applied to acquire the shares. 49.8 million shares of the total were bought back in the first quarter of 2008 for €2.7 billion. The shares were cancelled after being bought back without any reduction in the share capital.

On April 9, 2008, the Annual Meeting granted further authorization to buy back Daimler's own shares up to a maximum of 10% of the share capital.

Outlook

The statements made in the Outlook section of this Interim Report are based on the current assumptions of the Daimler management. In turn, these assumptions are based on the expectations for general economic developments described below, which are in line with appraisals made by renowned economic research institutions and the targets set by our divisions. Expectations for future business developments reflect the opportunities and risks arising from the market conditions and competitive situations as the year progresses.

With regard to existing opportunities and risks, we refer to the statements made in our Annual Report 2007 and the notes on forward-looking statements at the end of this Management Report.

For full-year 2008, Daimler assumes that the growth of the **world economy** will at first continue to lose impetus due to the currently rather unfavorable conditions, but that it should accelerate again towards the end of the year. This expectation is based on the assumption that the substantial interest-rate reductions and economic program initiated in the United States will prevent the US economy from entering a sustained slump, allowing an economic revival in the second half of the year. If the measures taken by the US Federal Reserve and the US government are effective, Japan and Western Europe should also maintain most of their current expansionary impetus. Overall growth in the emerging markets is likely to be slightly lower than last year at approximately 6.5%. In total, growth of 3% seems possible for the global economy from today's perspective (2007: 4.0%). The biggest individual risks for the achievement of this growth target are a deep recession in the United States and even sharper inflation of raw-material prices.

This less favorable economic situation than last year is also affecting the **motor-vehicle markets**. Expectations have worsened especially in the three major sales regions, and above all for the volume car segments. The premium segment, in which we are active, is usually less volatile – especially in the United States. It can be assumed that demand for automobiles will be significantly lower than in 2007 in the United States, will remain flat in Western Europe, and will rise only slightly in Japan. The emerging markets of Asia, Latin America and Eastern Europe are likely to remain the growth drivers of worldwide demand. Daimler anticipates a strong increase in demand for cars in these regions also in the year 2008. With regard to commercial vehicles, we expect moderate growth of the overall European market due to the robust development of demand for medium and heavy trucks. In the North American market, we do not see any signs of recovery at present. We therefore assume that a cyclical recovery of demand for trucks will commence at the earliest in the second half of the year – depending on economic developments. In Japan, we anticipate demand for commercial vehicles in full-year 2008 at the same level as in 2007. The commercial-vehicle markets of China, Southeast Asia and Eastern Europe should enjoy above-average growth.

Based on the divisions' planning, Daimler expects its **total unit sales** to increase in the year 2008 (2007: 2.1 million vehicles).

Despite the currently difficult overall market situation in the United States, Mercedes-Benz Cars expects to further increase its worldwide unit sales in 2008, thus surpassing the record level of the prior year. The full availability of the sedan and station-wagon versions of the new C-Class and of the new smart fortwo will make a decisive contribution to this development. Mercedes-Benz Cars expects to achieve a renewed increase in EBIT in 2008.

The Daimler Trucks division anticipates rising unit sales for full-year 2008. This will result on the one hand from the positive development of some Asian markets and on the other hand from higher unit sales in Europe – primarily due to the growth of markets in Eastern Europe. Based on these unit-sales expectations and the ongoing implementation of our Global Excellence program, we assume that the division's earnings in full-year 2008 will be higher than in the prior year.

Due to the strong demand for the Sprinter and the positive sales trend of the Vito/Viano, Mercedes-Benz Vans expects a significant increase in unit sales and a new unit-sales record in the year 2008. Daimler Buses also expects a continuation of strong demand and is therefore confident that it will match the high level of unit sales achieved in the prior year.

Daimler Financial Services anticipates a moderate increase in its business volume as the year progresses. Despite the expenses connected with setting up its own financial services organization in North America, Daimler Financial Services continues to assume that it will achieve a return on equity of at least 14% in full-year 2008.

We assume that the Daimler Group's **total revenue** will increase moderately in full-year 2008 (2007: €99.4 billion).

The **number of employees** at the end of the year is expected to be similar to the number a year earlier.

On the basis of the divisions' confirmed projections, in 2008 we expect the **Daimler Group** to post EBIT from ongoing operations of well above the prior-year level. Effects related to Chrysler are not included therein. In the year 2007, earnings included positive contributions in particular from the transfer of shares in EADS and negative contributions from Chrysler and related to the new management model.

Forward-looking statements in this Interim Report:

This interim report contains forward-looking statements that reflect our current views about future events. The words "anticipate," "assume," "believe," "estimate," "expect," "intend," "may," "plan," "project," "should" and similar expressions are used to identify forward-looking statements. These statements are subject to many risks and uncertainties, including an economic downturn or slow economic growth in important economic regions, especially in Europe or North America; the effects of the subprime crisis which could result in a weaker demand for our products particularly in the United States but as well in the European market; changes in currency exchange rates and interest rates; the introduction of competing products and the possible lack of acceptance of our products or services; price increases in fuel, raw materials, and precious metals; disruption of production due to shortages of materials, labor strikes or supplier insolvencies; a decline in resale prices of used vehicles; the business outlook for Daimler Trucks, which may be affected if the U.S. and Japanese commercial vehicle markets experience a sustained weakness in demand for a longer period than expected; the effective implementation of cost reduction and efficiency optimization programs; the business outlook of Chrysler, in which we hold an equity interest, including its ability to successfully implement its restructuring plans; the business outlook of EADS, in which we hold an equity interest, including the financial effects of delays in and potentially lower volumes of future aircraft deliveries; changes in laws, regulations and government policies, particularly those relating to vehicle emissions, fuel economy and safety, the resolution of pending governmental investigations and the outcome of pending or threatened future legal proceedings; and other risks and uncertainties, some of which we describe under the heading "Risk Report" in Daimler's most recent Annual Report and under the headings "Risk Factors" and "Legal Proceedings" in Daimler's most recent Annual Report on Form 20-F filed with the Securities and Exchange Commission. If any of these risks and uncertainties materialize, or if the assumptions underlying any of our forward-looking statements prove incorrect, then our actual results may be materially different from those we express or imply by such statements. We do not intend or assume any obligation to update these forward-looking statements. Any forward-looking statement speaks only as of the date on which it is made.

Mercedes-Benz Cars

Unit sales up by 17%

Strong demand for new products

Many new models unveiled at auto shows in Detroit and Geneva

EBIT improves to €1,152 million (Q1 2007: €792 million)

Amounts in millions of €	Q1 2008	Q1 2007	Change in %
EBIT	1,152	792	+45
Revenue	12,497	12,070	+4
Unit sales	318,285	271,058	+17
Production	350,711	303,487	+16
Employees (March 31)	97,948	98,379	-0

Unit sales	Q1 2008	Q1 2007	Change in %
Total	318,285	271,058	+17
Western Europe	178,474	159,487	+12
Germany	73,813	72,165	+2
United States	67,219	54,669	+23
Japan	9,474	10,311	-8
Other markets	63,118	46,591	+35

Increases in unit sales, revenue and EBIT

In the first quarter of this year, Mercedes-Benz Cars increased its unit sales by 17% to 318,300 vehicles, thus setting a new record for the first quarter. Revenue grew by 4% to €12.5 billion. EBIT improved by a further 45% to €1.2 billion.

Strong demand for new products

The Mercedes-Benz brand increased its unit sales by 10% to 284,000 vehicles, thus achieving a new record for the first quarter. The smart brand almost tripled its unit sales from 10,800 to 31,200 cars.

The S-Class was once again the clear market leader in the luxury segment, with 24,400 units sold worldwide in the first quarter. 44,200 E-Class cars were sold, fewer than in the prior-year quarter for lifecycle reasons (Q1 2007: 55,200). Deliveries of the C-Class increased by 57% to 113,300 vehicles. The C-Class sedan was thus once again the world's market leader in its segment. Unit sales of the M-/R-/GL- and G-Class increased by 3% to 38,200 vehicles, while sales of 63,900 A-/B-Class cars were slightly below the prior-year level for lifecycle reasons (Q1 2007: 66,200).

In Western Europe, Mercedes-Benz Cars' unit sales rose by 12% to 178,500 vehicles. In the United States, shipments increased by 23% to 67,200 units; the Mercedes-Benz brand posted a 13% increase in unit sales. In the first quarter of 2008, during which the smart fortwo was launched in the USA, 5,300 models were already sold in that market.

Numerous new models unveiled

In January, Mercedes-Benz presented the vision of the GLK and the new generation of the SLK at the North American International Auto Show in Detroit. During the Mercedes-Benz Fashion Week in Berlin at the end of January, we unveiled the new CLC coupe; the turbo diesel versions of this car consume less than six liters of fuel per hundred kilometers.

At the Geneva Motor Show at the beginning of March, we unveiled the new generations of the SL roadster and the CLS four-door coupe, which is now even more attractive as a result of various technical and design modifications. In Geneva, we also presented the BlueEFFICIENCY models C 180, C 200 CDI and the C 350 CGI with direct gasoline injection, whose fuel consumption is up to 12% lower than that of the previous comparable models – with unchanged comfort and typical Mercedes safety levels.

Mercedes-Benz unveiled three SUVs at the 2008 New York International Auto Show in the middle of March: the R 320 BlueTEC, the ML 320 BlueTEC and the GL 320 BlueTEC. Thanks to their modern diesel engines, all three of these vehicles fulfill the strict US Bin 5 emission limits and also have the potential to meet the future Euro 6 regulations. Mercedes-Benz also presented the new generation of the M-Class in New York.

Breakthrough with lithium-ion battery

We are the first manufacturer worldwide to succeed in adapting lithium-ion technology to the high demands of automotive applications. Already next year, we will launch the S 400 BlueHYBRID – the first series-production car with a lithium-ion battery. In the future, lithium-ion batteries will be used in our clean and efficient hybrid, electric and fuel-cell vehicles.

Continuous optimization of operating activities

We continue to work on long-term structural and process-oriented improvements in the line organization. This includes the effective use of the Mercedes-Benz module system and product development with a strong focus on production processes. The results are ongoing quality enhancements and continuous advances in productivity.

The ramp-up of production levels of the new C-Class station wagon was completed at the Bremen plant during the first quarter of 2008. The focus is now on preparing for the production start-up of the new Mercedes-Benz GLK. In this context, we will profit from the process optimizations.

Unit sales of 107,700 trucks are lower than in Q1 2007, as expected

Presentation of new generation of Mercedes-Benz Actros

First Mercedes-Benz and Mitsubishi Fuso trucks with hybrid drive handed over to customers in Europe

EBIT lower than in prior-year quarter due to market developments in the United States

Amounts in millions of €	Q1 2008	Q1 2007	Change in %
EBIT	403	528	-24
Revenue	6,327	7,290	-13
Unit sales	107,728	119,218	-10
Production	113,320	123,350	-8
Employees (March 31)	80,580	80,566	+0

Unit sales	Q1 2008	Q1 2007	Change in %
Total	107,728	119,218	-10
Western Europe	16,740	18,855	-11
Germany	6,722	8,825	-24
United States	21,204	40,042	-47
Latin America (excluding Mexico)	13,294	11,017	+21
Asia	35,713	29,124	+23
Other markets	20,777	20,180	+3

Earnings impacted by market situation in the United States

Daimler Trucks sold 107,700 vehicles worldwide in the first quarter of 2008 (Q1 2007: 119,200). The decrease is primarily due to the significantly lower sales volume in the USA and a supplier bottleneck in Germany. Revenue decreased from €7.3 billion to €6.3 billion, while EBIT for the period amounted to €403 million (Q1 2007: €528 million).

Unit sales higher in Latin America and Asia, lower in Europe and the NAFTA region

The Trucks Europe/Latin America unit (Mercedes-Benz) sold 33,800 vehicles in the first quarter, once again achieving the high level of the prior-year quarter. Growth was particularly strong in Latin America (+25%). Due to a production loss caused by a supplier's lack of capacity, unit sales were lower than in Q1 2007 in Germany (-26%) and thus also in Western Europe (-13%). We assume, however, that we will be able to compensate for this production loss before the end of this year.

Trucks NAFTA (Freightliner, Sterling, Western Star, Thomas Built Buses) sold 27,500 vehicles, which was significantly fewer than in the prior-year quarter (Q1 2007: 46,200). In the first quarter of 2008, there was a significant negative impact on demand from the economic slowdown in the USA. In addition, the introduction of the US emission standard EPA 07 had led to purchases being brought forward until the first quarter of 2007 and a subsequent drop in demand from the large fleet operators. In the first quarter of 2007, it was still possible to register trucks in the United States that only fulfilled the previous emission standards.

Trucks Asia (Mitsubishi Fuso) increased its first-quarter unit sales by 18% to 46,500 vehicles. Significant growth was recorded in Indonesia (the biggest Asian market for Trucks Asia after Japan), Taiwan and the Middle East. Outside Japan, unit sales increased by 46%. In Japan, however, unit sales decreased sharply for market-cycle reasons (-32%). In Europe, we expanded assembly capacity at our plant in Tramagal in Portugal due to the strong demand for the Canter. During the first quarter, sales of the Canter commenced in the Eastern European markets of Hungary, Bulgaria, Slovenia, Croatia, Serbia, Bosnia and Montenegro.

Launch of the new-generation Mercedes-Benz Actros

In January, we presented the third generation of the Mercedes-Benz Actros heavy truck. This vehicle has been further improved with a large number of individual modifications affecting economy, comfort and design. With the Mercedes PowerShift transmission, the Actros is the only heavy truck with fully automatic transmission supplied as standard equipment. Since the launch of the first generation of the Actros in 1996, more than 550,000 of this vehicle have been sold in over 100 countries.

The first hybrid trucks handed over to customers in Europe

With a Mercedes-Benz Atego BlueTec Hybrid and a Mitsubishi Fuso Canter Eco Hybrid, Daimler handed over the first hybrid trucks to a customer in Europe. DHL, a subsidiary of Deutsche Post World Net, will at first use the vehicles in test operations in the express business in the United Kingdom and mail transport in Germany. In the coming months, additional hybrid vehicles from Daimler will be integrated into the DHL fleet. This is another step in the implementation of the Shaping Future Transportation initiative that we started in November 2007.

Indian government approves joint venture with the Hero Group

As expected, at the end of March the Indian authorities granted their approval for the joint venture between Daimler Trucks and the Hero Group. The closing of the joint-venture agreement subsequently took place in April. The first step is to be the local assembly of light, medium and heavy commercial vehicles for the Indian volume market.

Daimler Financial Services

Further increase in contract volume

“Captive #1” program with worldwide focus

Separation from Chrysler Financial completed in the United States

EBIT lower than in Q1 2007

Amounts in millions of €	Q1 2008	Q1 2007	Change in %
EBIT	168	214	-21
Revenue	2,243	2,152	+4
New business	6,655	6,788	-2
Contract volume	58,254	57,109	+2
Employees (March 31)	7,281	6,763	+8

Increase in worldwide contract volume

Daimler Financial Services increased its contract volume by 2% to €58.3 billion in the first quarter of 2008. In the first quarter of 2008, 15 subsidiaries (mainly in Eastern Europe and Asia) were fully consolidated for the first time. Adjusted for these consolidation effects and for exchange-rate effects, the increase was 7%. New business of €6.7 billion was 2% below the prior-year level. After adjusting for the two aforementioned factors, there was also a decrease of 2%. EBIT of €168 million was lower than in the prior-year quarter.

With its “Captive #1” program, Daimler Financial Services intends to become one of the world’s best captive financial services providers in terms of efficiency as well as customer and dealer satisfaction. In order to achieve this goal, we are currently standardizing our global product and system architecture. We also plan to achieve further growth by improving our penetration of existing markets with innovative new products and by entering new markets.

Expansion of activities in the Europe, Africa & Asia/Pacific region

Contract volume in the Europe, Africa & Asia/Pacific region increased by 8% to €35.3 billion. We achieved the strongest growth in Germany, Poland and Japan.

In Germany, the Mercedes-Benz Bank successfully continued its growth development. Its portfolio of €16.3 billion at the end of the first quarter of 2008 was 3% above the prior-year level. In order to support the sales of the C-Class and E-Class, a new financial services product was introduced for private customers and corporate clients that includes an inexpensive service contract in addition to the leasing or financing contract. In the direct banking business, our attractive rates for overnight money accounts and fixed-interest accounts led to customers’ funds on those accounts increasing from €3.5 billion to €4.8 billion.

Within the context of realigning our car leasing and financing business with corporate clients, we sold our French fleet management company because a large part of its portfolio consisted of large fleets with a high proportion of cars from other manufacturers. In the future, Daimler Financial Services’ main focus will be on managing small and medium-sized fleets that primarily comprise vehicles from the Daimler Group.

Daimler Financial Services developed special insurance offers during the first quarter for purchasers of the new Mercedes-Benz Actros in order to support this vehicle’s launch. Particularly attractive conditions are offered for customers who choose the Actros safety packages.

Daimler Financial Services supports launch of smart fortwo in the United States

In the Americas region, contract volume amounted to €23.0 billion at the end of the first quarter (Q1 2007: €24.3 billion). Adjusted for exchange-rate effects, the portfolio grew by 10%.

Daimler Financial Services supported the market launch of the new smart fortwo in the United States during the first quarter. Dealers were offered special financing packages and end-customers were offered attractive insurance policies including service packages for repairs, tires and wheels, as well as theft insurance.

At the beginning of April, the IT systems of Daimler Financial Services and Chrysler Financial were separated. We have thus now completed the separation that became necessary following the transfer of a majority interest in Chrysler to Cerberus.

Vans, Buses, Other

Ongoing great success of Mercedes-Benz Sprinter
Growth in unit sales for Daimler Buses
EBIT of €371 million (Q1 2007: €1,872 million)

Amounts in millions of €	Q1 2008	Q1 2007	Change in %
EBIT	371	1,872	-80
Revenue segment	3,448	2,882	+20
Vans	2,335	2,060	+13
Buses	919	813	+13
Unit sales Vans	68,626	61,703	+11
Unit sales Buses	9,177	8,302	+11

The Vans, Buses, Other segment primarily comprises the Mercedes-Benz Vans and Daimler Buses units, our equity interests in Chrysler Holding LLC and EADS, and our real-estate activities.

The first-quarter EBIT of the Vans, Buses, Other segment amounted to €371 million (Q1 2007: €1,872 million).

Mercedes-Benz Vans

The Mercedes-Benz Vans unit increased its unit sales by 11% to 68,600 in the first quarter of 2008, thus setting a new record.

Due to the strong demand for the Sprinter, production capacities continued to be fully utilized at the German plants in Düsseldorf and Ludwigsfelde as well as in Buenos Aires, Argentina. In the first quarter of 2008, 42,400 Sprinters were sold worldwide, surpassing the very high figure for the prior-year period by 18%.

First-quarter sales of the Vito/Viano models totaled 25,100 units, once again exceeding the record figure of the prior-year quarter, in this case by 1%. And sales of 1,100 units of the Vario model were 23% higher than in Q1 2007.

Daimler Buses

The Daimler Buses unit sold 9,200 buses and chassis in the first quarter of this year, exceeding the high level of the prior-year quarter by 11%. The market development in Brazil was one of the factors behind a 19% increase in unit sales in Latin America to 5,700 vehicles. Due to the ongoing good economic situation in Brazil, the production capacities of our plant in Sao Bernardo do Campo are fully utilized.

The positive business development of 2007 continued also in Europe. Demand for buses of the Mercedes-Benz and Setra brands was unusually high for a first quarter. In Western Europe, unit sales increased by 41% to 1,000 units.

The 20,000th Mercedes-Benz Citaro city bus and the 500th Setra TopClass 400 double-decker bus were delivered in the first quarter of 2008. Furthermore, in January we delivered to customers the first new TopClass 400 buses with additional safety features.

Chrysler

Chrysler LLC sold 453,900 vehicles in the United States in the first quarter (Q1 2007: 537,200). In the markets outside the NAFTA region, Chrysler increased its unit sales by 9% to 57,300 vehicles.

The activities relating to Chrysler's international sales organization have been placed into separate companies, which have been prepared for transfer to Chrysler.

With the separation of IT systems at the beginning of April, the separation from Chrysler Financial has now been completed.

The other guarantees granted by Daimler to Chrysler decreased as planned in the first quarter of 2008 by US\$ 0.3 billion to US\$ 0.7 billion. The deposit placed by Chrysler as collateral on an escrow account decreased by US\$ 0.1 billion to US\$ 0.4 billion.

EADS

Airbus, a subsidiary of EADS, delivered 123 airplanes to its customers in the first quarter (Q1 2007: 115). Orders received were significantly above the prior-year figure at 420 units (Q1 2007: 134). The order backlog numbered 3,693 aircraft at March 31, 2008 (March 31, 2007: 2,540). EADS will publish its first-quarter figures on May 14, 2008.

Unaudited Consolidated Statements of Income

	Q1 2008	Consolidated Q1 2007	Industrial Business Q1 2008	Industrial Business Q1 2007	Daimler Financial Services Q1 2008	Daimler Financial Services Q1 2007
in millions of €, except per share amounts						
Revenue	23,455	23,370	21,212	21,218	2,243	2,152
Cost of sales	(17,926)	(18,243)	(16,060)	(16,485)	(1,866)	(1,758)
Gross profit	5,529	5,127	5,152	4,733	377	394
Selling expenses	(1,992)	(1,992)	(1,910)	(1,922)	(82)	(70)
General administrative expenses	(928)	(877)	(793)	(764)	(135)	(113)
Research and non-capitalized development costs	(782)	(739)	(782)	(739)	-	-
Other operating income, net	614	108	603	104	11	4
Share of profit (loss) from companies accounted for using the equity method, net	(253)	1,621	(254)	1,622	1	(1)
Other financial income (expense), net	(212)	44	(208)	44	(4)	-
Earnings before interest and taxes (EBIT) ¹	1,976	3,292	1,808	3,078	168	214
Interest income (expense), net	33	134	36	136	(3)	(2)
Profit before income taxes	2,009	3,426	1,844	3,214	165	212
Income tax expense	(674)	(711)	(595)	(627)	(79)	(84)
Net profit from continuing operations	1,335	2,715	1,249	2,587	86	128
Net profit (loss) from discontinued operations	(3)	(743)	(3)	(907)	-	164
Net profit	1,332	1,972	1,246	1,680	86	292
Minority interest	(41)	(23)				
Profit attributable to shareholders of Daimler AG	1,291	1,949				
Earnings (loss) per share for profit attributable to shareholders of Daimler AG						
Basic						
Net profit from continuing operations	1.29	2.61				
Net loss from discontinued operations	.	(0.72)				
Net profit	1.29	1.89				
Diluted						
Net profit from continuing operations	1.29	2.60				
Net loss from discontinued operations	.	(0.72)				
Net profit	1.29	1.88				

¹ EBIT includes expenses from the compounding of provisions (2008: €113 million; 2007: €102 million).

Consolidated Balance Sheets

	At March 31, 2008 (unaudited)	Consolidated At Dec. 31, 2007	Industrial Business At March 31, 2008 (unaudited)	Industrial Business At Dec. 31, 2007 (unaudited)	Daimler Financial Services At March 31, 2008 (unaudited)	Daimler Financial Services At Dec. 31, 2007 (unaudited)
Amounts in millions of €						
Assets						
Intangible assets	5,284	5,202	5,202	5,128	82	74
Property, plant and equipment	14,705	14,650	14,650	14,600	55	50
Equipment on operating leases	18,901	19,638	7,961	8,186	10,940	11,452
Investments accounted for using the equity method	4,454	5,034	4,423	4,845	31	189
Receivables from financial services	22,983	22,933	-	-	22,983	22,933
Other financial assets	2,829	3,044	2,653	2,817	176	227
Deferred tax assets	1,741	1,882	1,474	1,613	267	269
Other assets	527	480	371	339	156	141
Total non-current assets	71,424	72,863	36,734	37,528	34,690	35,335
Inventories	15,223	14,086	14,866	13,604	357	482
Trade receivables	6,901	6,361	6,609	6,135	292	226
Receivables from financial services	16,209	16,280	-	-	16,209	16,280
Cash and cash equivalents	10,228	15,631	9,415	14,894	813	737
Other financial assets	6,719	6,583	165	77	6,554	6,506
Other assets	2,317	2,368	20	(68)	2,297	2,436
Sub-total current assets	57,597	61,309	31,075	34,642	26,522	26,667
Assets held for sale (Potsdamer Platz)	-	922	-	922	-	-
Total current assets	57,597	62,231	31,075	35,564	26,522	26,667
Total assets	129,021	135,094	67,809	73,092	61,212	62,002
Equity and liabilities						
Share capital	2,766	2,766				
Capital reserves	10,216	10,221				
Retained earnings	21,230	22,656				
Other reserves	906	1,075				
Treasury shares	-	-				
Equity attributable to shareholders of Daimler AG	35,118	36,718				
Minority interest	1,520	1,512				
Total equity	36,638	38,230	32,395	33,840	4,243	4,390
Provisions for pensions and similar obligations	3,867	3,852	3,700	3,686	167	166
Provisions for income taxes	1,721	1,761	1,721	1,761	-	-
Provisions for other risks	6,055	6,129	5,922	5,984	133	145
Financing liabilities	28,355	31,867	8,971	11,905	19,384	19,962
Other financial liabilities	1,483	1,673	1,407	1,515	76	158
Deferred tax liabilities	1,053	673	(1,919)	(2,091)	2,972	2,764
Deferred income	1,808	1,855	1,304	1,351	504	504
Other liabilities	105	114	104	114	1	-
Total non-current liabilities	44,447	47,924	21,210	24,225	23,237	23,699
Trade payables	7,757	6,939	7,540	6,730	217	209
Provisions for income taxes	592	548	(1,053)	(1,180)	1,645	1,728
Provisions for other risks	6,877	7,272	6,628	7,026	249	246
Financing liabilities	22,582	23,100	(7,075)	(6,886)	29,657	29,986
Other financial liabilities	7,152	8,442	5,968	7,329	1,184	1,113
Deferred income	1,286	1,341	742	777	544	564
Other liabilities	1,690	1,272	1,454	1,205	236	67
Sub-total current liabilities	47,936	48,914	14,204	15,001	33,732	33,913
Liabilities held for sale (Potsdamer Platz)	-	26	-	26	-	-
Total current liabilities	47,936	48,940	14,204	15,027	33,732	33,913
Total equity and liabilities	129,021	135,094	67,809	73,092	61,212	62,002

The accompanying notes are an integral part of these Unaudited Interim Consolidated Financial Statements

Unaudited Consolidated Statements of Changes in Equity

	Share capital	Capital reserves	Retained earnings	Other reserves			Treasury shares	Equity attributable to shareholders of Daimler AG	Minority interests	Total equity
				Currency translation adjustment	Financial assets available-for-sale	Derivative financial instruments				
Amounts in millions of €										
Balance at January 1, 2007	2,673	8,613	23,702	382	544	1,011	-	36,925	421	37,346
Net profit	-	-	1,949	-	-	-	-	1,949	23	1,972
Income (expenses) recognized directly in equity	-	-	-	(120)	(143)	(403)	-	(666)	(2)	(668)
Deferred taxes on income (expenses) recognized directly in equity	-	-	-	-	2	158	-	160	1	161
Total income (expense) for the period	-	-	1,949	(120)	(141)	(245)	-	1,443	22	1,465
Dividends	-	-	-	-	-	-	-	-	(2)	(2)
Share-based payments	-	22	-	-	-	-	-	22	-	22
Issue of new shares	3	47	-	-	-	-	-	50	-	50
Acquisition of treasury shares	-	-	-	-	-	-	(16)	(16)	-	(16)
Issue of treasury shares	-	-	-	-	-	-	16	16	-	16
Other	-	1	-	-	-	-	-	1	1,065	1,066
Balance at March 31, 2007	2,676	8,683	25,651	262	403	766	-	38,441	1,506	39,947
Balance at January 1, 2008	2,766	10,221	22,656	(418)	319	1,174	-	36,718	1,512	38,230
Net profit	-	-	1,291	-	-	-	-	1,291	41	1,332
Income (expenses) recognized directly in equity	-	-	-	(613)	(35)	664	-	16	(66)	(50)
Deferred taxes on income (expenses) recognized directly in equity	-	-	-	-	6	(191)	-	(185)	21	(164)
Total income (expense) for the period	-	-	1,291	(613)	(29)	473	-	1,122	(4)	1,118
Dividends	-	-	-	-	-	-	-	-	(1)	(1)
Share-based payments	-	(7)	-	-	-	-	-	(7)	-	(7)
Issue of new shares	-	1	-	-	-	-	-	1	-	1
Acquisition of treasury shares	-	-	-	-	-	-	(2,742)	(2,742)	-	(2,742)
Issue of treasury shares	-	-	-	-	-	-	25	25	-	25
Retirement of own shares	-	-	(2,717)	-	-	-	2,717	-	-	-
Other	-	1	-	-	-	-	-	1	13	14
Balance at March 31, 2008	2,766	10,216	21,230	(1,031)	290	1,647	-	35,118	1,520	36,638

The accompanying notes are an integral part of these Unaudited Interim Consolidated Financial Statements

Unaudited Consolidated Statements of Cash Flows

	Q1 2008	Consolidated Q1 2007	Industrial Business Q1 2008	Industrial Business Q1 2007	Daimler Financial Services Q1 2008	Daimler Financial Services Q1 2007
Amounts in millions of €						
Net profit adjusted for	1,332	1,972	1,246	1,680	86	292
Depreciation and amortization	1,357	3,177	767	1,636	590	1,541
Other non-cash expense and income	801	(380)	521	(571)	280	191
Gains on disposals of assets	(571)	(1,517)	(564)	(1,505)	(7)	(12)
Change in operating assets and liabilities						
- Inventories	(1,586)	(1,414)	(1,619)	(1,387)	33	(27)
- Trade receivables	(616)	(119)	(554)	(109)	(62)	(10)
- Trade payables	900	995	884	1,010	16	(15)
- Inventory-related receivables from financial services	173	1,057	173	1,057	-	-
- Other operating assets and liabilities	171	110	(42)	(239)	213	349
Cash provided by operating activities	1,961	3,881	812	1,572	1,149	2,309
Purchase of equipment on operating leases	(1,428)	(3,776)	-	-	(1,428)	(3,776)
Proceeds from disposals of equipment on operating leases	739	1,489	-	-	739	1,489
Additions to property, plant and equipment	(823)	(1,389)	(815)	(1,384)	(8)	(5)
Additions to intangible assets	(308)	(236)	(301)	(232)	(7)	(4)
Proceeds from disposals of property, plant and equipment and intangible assets	1,358	111	1,355	106	3	5
Investments in businesses	(28)	(3)	(28)	(8)	-	5
Proceeds from disposals of businesses	194	3,586	205	3,585	(11)	1
Change in wholesale receivables	45	(98)	(242)	(1,057)	287	959
Investments in retail receivables	(3,213)	(5,425)	2,208	2,081	(5,421)	(7,506)
Collections on retail receivables	3,126	5,917	(1,950)	(1,761)	5,076	7,678
Proceeds from sale of retail receivables	-	2,247	-	-	-	2,247
Acquisition of securities (other than trading)	(1,941)	(4,711)	(1,941)	(4,709)	-	(2)
Proceeds from sales of securities (other than trading)	1,909	4,781	1,859	4,781	50	-
Change in other cash	(16)	(454)	(43)	(630)	27	176
Cash provided by (used for) investing activities	(386)	2,039	307	772	(693)	1,267
Change in financing liabilities	(3,617)	(5,133)	(3,210)	(1,046)	(407)	(4,087)
Dividends paid (including profit transferred from subsidiaries)	(1)	(2)	4	110	(5)	(112)
Proceeds from issuance of share capital (including minority interest)	26	66	(22)	66	48	-
Purchase of treasury shares	(2,742)	(16)	(2,742)	(16)	-	-
Cash used for financing activities	(6,334)	(5,085)	(5,970)	(886)	(364)	(4,199)
Effect of foreign exchange-rate changes on cash and cash equivalents	(644)	(29)	(628)	(23)	(16)	(6)
Net increase (decrease) in cash and cash equivalents	(5,403)	806	(5,479)	1,435	76	(629)
Cash and cash equivalents at the beginning of the period	15,631	8,409	14,894	6,060	737	2,349
Cash and cash equivalents at the end of the period	10,228	9,215	9,415	7,495	813	1,720

The accompanying notes are an integral part of these Unaudited Interim Consolidated Financial Statements

Notes to the Unaudited Interim Consolidated Financial Statements

1. Presentation of the Interim Consolidated Financial Statements

General. These unaudited interim consolidated financial statements (“interim financial statements”) of Daimler AG and its subsidiaries (“Daimler” or the “Group”) have been prepared in accordance with International Accounting Standard (IAS) 34 “Interim Financial Reporting.”

Daimler AG is a stock corporation organized under the laws of the Federal Republic of Germany. Daimler AG is entered in the Commercial Register of the Stuttgart District Court under No. HRB 19360 and its registered office is located at Mercedesstraße 137, 70327 Stuttgart, Germany.

The interim financial statements of the Daimler Group are presented in euros (€).

All significant inter company accounts and transactions have been eliminated. In the opinion of management, the interim financial statements reflect all adjustments (consisting only of normal recurring adjustments) necessary for a fair presentation of the results of operations and the financial position of the Group. Operating results for the interim periods presented are not necessarily indicative of the results that may be expected for any future period or for the full fiscal year. The interim financial statements should be read in conjunction with the December 31, 2007 audited IFRS consolidated financial statements and notes thereto which were published on February 27, 2008 and which were included in Daimler’s 2007 Annual Report on Form 20-F filed with the United States Securities and Exchange Commission (“SEC”). The accounting policies applied by the Group in these interim financial statements are the same as those applied in the audited IFRS consolidated financial statements as at and for the year ended December 31, 2007.

Commercial practices with respect to certain products manufactured by Daimler necessitate that sales financing, including leasing alternatives, be made available to the Group’s customers. Accordingly, the Group’s consolidated financial statements are also significantly influenced by the activities of its financial services business. To enhance the readers’ understanding of the Group’s consolidated financial statements, the accompanying financial statements present, in addition to the unaudited consolidated financial statements, unaudited information with respect to the results of operations and financial position of the Group’s industrial and financial services business activities. Such information, however, is not required by IFRS and is not intended to, and does not represent the separate IFRS results of operations and financial position of the Group’s industrial or financial services business activities. Eliminations of the effects of transactions between the industrial and financial services businesses have generally been allocated to the industrial business columns.

Preparation of unaudited interim financial statements in conformity with IFRS requires management to make estimates and judgments related to the reported amounts of assets and liabilities and the disclosure of contingent assets and liabilities at the reporting date and the reported amount of revenue and expenses for the period. Actual amounts could differ from those estimates.

Discontinued operations, assets and liabilities held for sale. The operating activities of the Chrysler Group and the related financial services business in North America as well as adjustments of the Chrysler deconsolidation loss are presented as discontinued operations in the Group’s consolidated statements of income (see Note 2).

2. Significant dispositions of interests in companies and other disposals of assets and liabilities

Chrysler. Net loss from discontinued operations is comprised as follows:

	Three months ended	
	2008	March 31, 2007
Amounts in millions of €		
Revenue	-	12,229
Cost of sales	-	(12,058)
Selling expenses	-	(576)
General administrative expenses	-	(561)
Research and non-capitalized development costs	-	(280)
Other income and other expenses	-	(77)
Loss before income taxes	-	(1,323)
Income taxes	-	580
Loss of Chrysler activities, net of taxes	-	(743)
Loss from deconsolidation before income taxes	(45)	-
Income taxes	42	-
Loss from deconsolidation, net of taxes	(3)	-
Net loss from discontinued operations	(3)	(743)

Net loss from discontinued operations for the first quarter of 2008 reflects adjustments of the result from the deconsolidation of the Chrysler activities. Included in net loss from discontinued operations for the three months ended March 31, 2007 are charges of €9 14 million before income taxes in connection with Chrysler’s Recovery and Transformation Plan, announced on February 14, 2007.

The cash flows attributable to discontinued operations for the three months ended March 31, 2007 are as follows:

Amounts in millions of €	
Cash flow from operating activities	1,398
Cash flow from investing activities	557
Cash flow from financing activities	(2,447)

The amounts of certain other guarantees for the benefit of Chrysler which continue to be outstanding decreased in the first three months of 2008, as expected, by US-\$0.3 billion to US-\$0.7 billion. The related collateral provided by Chrysler on an escrow account was reduced by US-\$0.1 billion to US-\$0.4 billion.

In the first quarter of 2008 the Group recorded an impairment charge of €151 million as a result of a decline in the value of an asset, whose future cash flows are contingent upon the occurrence of certain events, in particular the development of residual values of leased Chrysler vehicles.

Potsdamer Platz. The closing of the sale of real-estate properties at Potsdamer Platz to the SEB Group on February 1, 2008, resulted in a cash inflow of €1.4 billion (thereof €0.1 billion in 2007). The sale transaction positively affected EBIT of Vans, Buses, Other by €449 million.

3. Investments accounted for using the equity method

As of March 31, 2008, the European Aeronautic Defence and Space Company EADS N.V. ("EADS") and Chrysler Holding LLC ("Chrysler") were the most significant investees accounted for using the equity method. The Group principally includes its proportionate share in the income (loss) of these companies with a time lag of three months and allocates the results to Vans, Buses, Other. Daimler's proportionate share in the income (loss) of these investments is shown in the Group's consolidated statements of income within "Share of profit (loss) from companies accounted for using the equity method, net."

EADS. Daimler's proportionate share in the income of EADS for the three months ended March 31, 2008 was €22 million (2007: €165 million) including investor-level adjustments. The carrying amount of the Group's investment in EADS at March 31, 2008 was €3,411 million (December 31, 2007: €3,442 million).

In connection with the securities lending agreement and option contracts entered into in 2004 concerning an approximate 3% equity interest in EADS shares, the Group exercised further option rights in the first quarter of 2008 and irrevocably transferred an approximate 0.7% equity interest in EADS to third parties. From this transaction, Daimler achieved a gain of €43 million before income taxes. In addition, the mark-to-market valuations of the remaining option rights resulted in unrealized gains of €59 million in the first quarter of 2008 (2007: €47 million).

As a result of the settlement of the forward transaction contracted in April 2006 with several financial institutions and the transfer of a 7.5% equity interest in EADS, the Group realized a gain of €762 million before income taxes in the first quarter of 2007 (including a gain from the realization of derivatives of €49 million).

In March 2007, a subsidiary of Daimler which holds Daimler's share in EADS issued equity interests to investors in exchange for €1,554 million of cash, resulting in a preliminary gain of €754 million before income taxes in the first quarter 2007. The newly issued equity interest can be redeemed by Daimler on or after July 1, 2010 into a 7.5% interest in EADS or cash equal to the then fair value of that interest in EADS.

Chrysler. Daimler's proportionate share in the loss of Chrysler for the three months ended March 31, 2008 was €340 million including investor-level adjustments. The Group's share in the loss of Chrysler for the first quarter of 2008 includes true-up effects amounting to €50 million recognized without a time lag. The carrying amount of the Group's investment in Chrysler at March 31, 2008 was €547 million (December 31, 2007: €916 million).

4. Intangible assets

Intangible assets are comprised of the following:

	At March 31, 2008	At Dec. 31, 2007
Amounts in millions of €		
Goodwill	648	693
Development costs	4,082	3,963
Other intangible assets	554	546
Carrying amount	5,284	5,202

5. Inventories

Inventories are comprised of the following:

	At March 31, 2008	At Dec. 31, 2007
Amounts in millions of €		
Raw materials and manufacturing supplies	1,865	1,741
Work in progress	2,046	1,907
Finished goods, parts and products held for resale	11,241	10,343
Advance payments to suppliers	71	95
Carrying amount	15,223	14,086

6. Equity

During the three-month period ended March 31, 2008, Daimler purchased 0.5 million Daimler shares for €25 million and re-issued these shares for €25 million in connection with an employee share purchase plan.

In connection with the share buy back program authorized in 2007, the Group repurchased an additional 49.8 million own shares that were cancelled in early April 2008.

The Annual Meeting on April 9, 2008 again authorized Daimler to acquire, until October 9, 2009, treasury shares for certain predefined purposes up to 10% of the current issued capital; the authorization includes the use of put or call options or a combination thereof.

The Annual Meeting also authorized Daimler to distribute a dividend of €1,928 million (€2.00 per share) from the unappropriated earnings for 2007 of Daimler AG. The dividend was paid out on April 10, 2008.

7. Pensions and similar obligations

Defined benefit plans

Net pension cost. The components of net pension cost were as follows:

	Three months ended March 31, 2008			Three months ended March 31, 2007		
	German plans	Non-German plans	Total	German plans	Non-German plans	Total
Amounts in millions of €						
Current service cost	68	17	85	84	105	189
Interest cost	178	26	204	164	316	480
Expected return on plan assets	(195)	(28)	(223)	(215)	(481)	(696)
Amortization of net actuarial gains	-	-	-	-	(12)	(12)
Past service cost	-	-	-	-	26	26
Net periodic pension cost / (income)	51	15	66	33	(46)	(13)
Curtailments and settlements	-	-	-	-	66	66
Net pension cost	51	15	66	33	20	53

Net pension cost for the three months ended March 31, 2007 includes €3 million attributable to discontinued operations.

Contributions by the employer to plan assets. In the three months ended March 31, 2008, contributions by Daimler to the Group's pension plans were €11 million.

8. Provisions for other risks

Provisions for other risks are comprised of the following:

	Current	At March 31, 2008		Current	At December 31, 2007	
		Non-current	Total		Non-current	Total
Amounts in millions of €						
Product warranties	3,014	3,446	6,460	3,103	3,495	6,598
Sales incentives	777	5	782	819	11	830
Personnel and social costs	1,318	1,547	2,865	1,419	1,609	3,028
Other	1,768	1,057	2,825	1,931	1,014	2,945
Total provisions for other risks	6,877	6,055	12,932	7,272	6,129	13,401

9. Financing liabilities

Financing liabilities are comprised of the following:

	Current	At March 31, 2008		Current	At December 31, 2007	
		Non-current	Total		Non-current	Total
Amounts in millions of €						
Notes / bonds	9,495	21,234	30,729	10,200	25,461	35,661
Commercial paper	54	-	54	112	-	112
Liabilities to financial institutions	7,155	5,980	13,135	7,299	5,264	12,563
Deposits from direct banking business	4,472	291	4,763	3,962	138	4,100
Liabilities from ABS transactions	689	451	1,140	835	614	1,449
Liabilities from finance leases	64	385	449	62	377	439
Loans, other financing liabilities	653	14	667	630	13	643
Total financing liabilities	22,582	28,355	50,937	23,100	31,867	54,967

10. Segment reporting

Segment information. The segment information presented below for the three months ended March 31, 2007 does not include amounts related to discontinued operations.

Segment information for the three-month periods ended March 31, 2008 and 2007 is as follows:

	Mercedes-Benz Cars	Daimler Trucks	Daimler Financial Services	Vans, Buses, Other	Total segments	Reconciliation	Consolidated
Amounts in millions of €							
Three months ended March 31, 2008							
Revenue	12,257	5,691	2,151	3,356	23,455	-	23,455
Intersegment revenue	240	636	92	92	1,060	(1,060)	-
Total revenue	12,497	6,327	2,243	3,448	24,515	(1,060)	23,455
Segment profit (loss) (EBIT)	1,152	403	168	371	2,094	(118)	1,976

	Mercedes-Benz Cars	Daimler Trucks	Daimler Financial Services	Vans, Buses, Other	Total segments	Reconciliation	Consolidated
Amounts in millions of €							
Three months ended March 31, 2007							
Revenue	11,769	6,725	2,046	2,830	23,370	-	23,370
Intersegment revenue	301	565	106	52	1,024	(1,024)	-
Total revenue	12,070	7,290	2,152	2,882	24,394	(1,024)	23,370
Segment profit (loss) (EBIT)	792	528	214	1,872	3,406	(114)	3,292

Reconciliation. Reconciliation of the total segments' profit (EBIT) to profit before income taxes is as follows:

	Three months ended March 31,	
	2008	2007
Amounts in millions of €		
Total segments' profit (EBIT)	2,094	3,406
Corporate items	(119)	(109)
Eliminations	1	(5)
Group EBIT	1,976	3,292
Interest income (expense), net	33	134
Profit before income taxes	2,009	3,426

The reconciliation includes items that by definition are not part of the segments. In addition, the reconciliation includes corporate items that are not allocated, for example items for which headquarters is responsible. Transactions between the segments are eliminated in the reconciliation.

11. Related party relationships

Associated companies and joint ventures. Most of the goods and services supplied within the ordinary course of business between the Group and related parties comprise transactions with associated companies and joint ventures and are included in the following table:

	Sales of goods and services and other income in the first quarter of 2008	Purchases of goods and services and other expense in the first quarter of 2008	Receivables at March 31, 2008	Payables at March 31, 2008
Amounts in millions of €				
Associated companies	431	212	1,133	1,110
Joint ventures	49	-	73	-

The transactions with associated companies primarily involve Chrysler Holding LLC under the terms of the agreements between the Group and Chrysler on future cooperation and the provision of services. There are refund claims against third parties with respect to a significant portion of the balance of payables to associated companies.

In connection with the transfer of a majority interest in the Chrysler activities, the Group provided certain guarantees for Chrysler obligations, committed a credit line of subordinated debt and granted a subordinated loan. The guarantees and the credit line of subordinated debt are not reflected in the table above.

During the first quarter of 2008, the transaction under which Daimler, Ford Motor Corporation ("Ford") and Ballard Power Systems, Inc. ("Ballard") reorganized its automotive fuel cell activities was closed. As a result of this transaction, Ballard repurchased all of its shares held by Daimler or Ford and the representatives of Daimler and Ford resigned from Ballard's board of directors. As consideration, Daimler received a 50.1% interest in Automotive Fuel Cell Corporation ("AFCC"), a newly formed company that comprises Ballard's automotive fuel cell business. Furthermore the Group received rights and knowhow related to fuel cell technology, and cash of €24 million; Ford and Ballard hold the remaining interest in AFCC. Daimler realized a gain before income taxes of €30 million from the sale of its interest in Ballard which is included in "share of profit (loss) from companies accounted for using the equity method, net", in the consolidated statements of income for the three months ended March 31, 2008.

The transactions with joint ventures predominantly comprise goods and services supplied to or received from Beijing Benz-DaimlerChrysler Automotive Corporation, Ltd. ("BBDC"). BBDC assembles and distributes Mercedes-Benz vehicles for the Group in China. In connection with the Group's 45% equity interest in Toll Collect, Daimler has provided a number of guarantees for Toll Collect, which are not included in the table above.

Shareholder. The Group distributes vehicles in Turkey through a dealership, which also holds a minority interest in one of the Group's subsidiaries. Revenue generated by these transactions amounted to €50 million in the first quarter of 2008.

Investor Relations

Phone +49 711 17 21421, 17 21475 or 17 21506
Fax +49 711 17 34275

This report and additional information on Daimler
are available on the Internet at

www.daimler.com

Concept and contents

Daimler AG
Investor Relations

Publications for our shareholders:

Annual Reports (German, English)
Form 20-F (English)
Interim Reports on 1st, 2nd and 3rd quarters
(German, English)
Sustainability Report (Facts and Magazine)
(German, English)
www.daimler.com/investors

Interim Report Q1 2008

April 29, 2008

Interim Report Q2 2008

July 24, 2008

Interim Report Q3 2008

October 23, 2008

Annual Press Conference / Investors' and Analysts' Conference Call

February 17, 2009

Annual Meeting 2009

Messe Berlin

April 8, 2009

